



ADDENDUM 8

May 20, 2020

ITB FM 24-20

**Repair, Inspection and Service of Fire Protection Equipment Components
for Okaloosa County Facilities**

This addendum is to –

- (1) Provide updated Bid Attachments A and B, which provide quantities of Okaloosa County's Fire Suppression components currently in place;
- (2) Provide requested Certificate of Occupancy and the Fire Alarm Record of Completion for the previously uninspected Crestview Courthouse;
- (3) Provide an individual Site Calculation Sheet to potentially assist Bidders in calculating per site, though not required;
- (4) Inform Bidders that both the Site Calculation Sheet and the Bid Summary (in the original Bid Package) are available in Excel Spreadsheet (.xls) format upon request.

As a reminder, quantities and locations are subject to change throughout the contracted period; therefore all billing shall be based on components present at time of inspections, utilizing per item (or like system) pricing established in vendor's bid.

See attached - Attachment A, Attachment B, Certificate of Occupancy, Record of Completion, and Site Calculation Sheet.

The ITB opening date remains May 27, 2020 at 3:30 P.M.

OKALOOSA COUNTY FIRE EXTINGUISHER SITES

OMS				ABC			BC			CO2			K	PK		
				2.5 lb	5 lb	10 lb	20lb	50 lb	150 lb	10LB	50 lb	5lb	10lb	15lb	6L	5lb
001A	1307 GEORGIA AVE	BAKER	BAKER BLOCK MUSUEM			3										
001	1307 HWY 4	BAKER	BAKER EMT			1										
002	1415 CHARLIE DAY RD	BAKER	BAKER LANDFILL			3										
003	1450 CHARLIE DAY RD	BAKER	BAKER BALLFIELDS		5											
004A	5593 HWY 4, BAKER	BAKER	BAKER ARENA /COMMUNITY CTR		10											
016	1759 S FERDON BLVD	CRESTVIEW	PUBLIC WORKS/SIGNS/GM		17	5	2									
020	2798 GOODWIN AVE	CRESTVIEW	FLEET MAINTENANCE		13	12	1									
021	296 BRACKIN AVE	CRESTVIEW	NORTH SHERIFF & EMS		4											
022	5479 OLD BETHEL RD	CRESTVIEW	SOE, PURCHASING, GAL		10	2										
023	5489 OLD BETHEL RD	CRESTVIEW	FM, BONEYARD, CLERK ARCHIVES		14	2	5						1			
024	5581 FAIRCHILD RD	CRESTVIEW	FAIRCHILD		2											
026	5535 JOHN GIVENS RD	CRESTVIEW	BOB SIKES AIRPORT		1			1	2			1				
033	5261 CAVALIER DRI	CRESTVIEW	PARKS STORAGE & OCT EZRIDER		2											
008A	101 JAMES LEE BLVD	CRESTVIEW	COURTHOUSE			19										
008C	197 JAMES LEVE BLVD E	CRESTVIEW	LIVINGSTON BUILDING		3											
010B	601 PEARL ST	CRESTVIEW	601 PEARL ST		7							1				
011A	602A PEARL ST	CRESTVIEW	IS DEPT		1											
012A	602C PEARL ST	CRESTVIEW	STATE ATTORNEY NORTH		3											
013A	812 E. JAMES LEE BLVD	CRESTVIEW	HEALTH DEPT		7	6										
019A	6330 GARDEN CITY RD	CRESTVIEW	GARDEN CITY BALL PARK		1											
034A	302 N. WILSON ST	CRESTVIEW	BRACKIN BLDG			14										
036A	3098 AIRPORT RD	CRESTVIEW	UF OKALOOSA EXTENSION		10											
040A	3050 AIRPORT RD	CRESTVIEW	W&S MAINTENANCE BUILDING		4	1										
	5489 OLD BETHEL RD	CRESTVIEW	SPARES		27	22	6				1	1				
501A	1193 AIRPORT RD	DESTIN	DESTIN EMS #10		1	1										
503A	4012 COMMONS DR, UNIT 22	DESTIN	DESTIN TAX COLLECTOR		5	2										
525	221 HOSPITAL DR NE	FWB	HEALTH DEPT		18	1						1				
531	714 ESSEX RD	FWB	ESSEX EMS, PARKS & SUPPLY		9	2										
533	80 READY AVE	FWB	READY AVE COMPLEX	3	14	14	6	1			1					
506A	104 SANTA ROSA BLVD	FWB	OKALOOSA ISLE		1											
508A	127 NW HOLLYWOOD BLVD	FWB	AG ANNEX HOLLYWOOD			1										
507A	1250 MIRACLE STRIP PKWY	FWB	EM. COAST CONVENTION CENTER	1		38							1			
511A	1450 MIRACLE STRIP PKWY	FWB	SHERIFF SUB STATION			1										
513A	1540 MIRACLE STRIP PKWY	FWB	VISITORS CENTER		1	2										
520B	1671 N. BEAL EXTENSION	FWB	WRIGHT LANDFILL		1	1										
521A	250 WS ROBERTS RD	FWB	ARBENNIE PRITCHETT	4	7	31										
522A	1808 LEWIS TURNER BLVD	FWB	OCWS		7	12					2	1				
532A	600 TRANSIT WAY	FWB	COUNTY TRANSIT		10	2								1		
538	3182 HWY 98	MARY ESTHER	RUSSELL STEPHENSON			6										
539A	104 BULLOCK BLVD	NICEVILLE	NICEVILLE EMT			1										
549A	1470 CEDAR ST	NICEVILLE	SEMINOLE COMM CTR		2											
564A	90 COLLEGE BLVD E	NICEVILLE	EOC			8										
542A	109 8TH AVE	SHALIMAR	PIC CENTER		3											
543A	1A 9TH AVE	SHALIMAR	PUBLIC DEFENDER/STATE ATTY		7	1										
544A	1250 N EGLIN PKWY	SHALIMAR	OCAB													
547A	1340 JOE MARTIN CIRCLE	SHALIMAR	SHALIMAR ELEMENTARY PARK		1											
548B	75 4TH AVE	SHALIMAR	SHALIMAR BALL PARK		2											
				8	230	214	20	0	1	1	2	0	4	5	2	1

OKALOOSA COUNTY FIRE PROTECTION EQUIPMENT SITES

OMS#	BUILDING NAME	STREET ADDRESS	CITY	Alarm	Sprinkler	Hood	FM200/400	Backflow	FA Monitor	Duress Mon	Fire Pump
035A	911 BUILDING	2110 PJ ADAMS PARKWAY	CRESTVIEW	1							
026E	BOB SIKES AIRPORT	5535 JOHN GIVENS RD	CRESTVIEW					2			3
034A	BRACKIN BUILDING	302 N WILSON ST	CRESTVIEW	1				1	1		
023I	CLERK RECORDS STORAGE	5489 OLD BETHEL RD	CRESTVIEW	1	1			2	1		
015A	CORRECTIONS	1200 E. JAMES LEE BLVD	CRESTVIEW	1	1	2		4			
008A	CRESTVIEW COURTHOUSE	101 JAMES LEE BLVD	CRESTVIEW	1				2	1		
011A	FIBER HUB - NORTH	602A N PEARL ST	CRESTVIEW	1			1				
013A	HEALTH DEPARTMENT	812 E JAMES LEE BLVD	CRESTVIEW	1	1		1	3	1		
036A	UF OKALOOSA EXTENSION	3098 AIRPORT ROAD	CRESTVIEW			1					
040A	W&S MAINTENANCE BUILDING	3050 AIRPORT ROAD	CRESTVIEW	1	1				1		
501A	DESTIN AIRPORT CONTROL TOWER	1191 AIRPORT ROAD	DESTIN								1
505E	NWF AIRPORT - AIRPORT CAR RENTAL	1725 STATE RD 85 N	EGLIN AFB	1					1		
505G	NWF AIRPORT - AIRPORT CARGO BLDG	1701 STATE RD 85 N	EGLIN AFB	1	1						
505D	NWF AIRPORT - CAR FUEL SITE	1723 STATE RD 85 N	EGLIN AFB	1					1		
505A	NWF AIRPORT - MAIN BUILDING	1701 STATE RD 85 N	EGLIN AFB	1	1						1
521A	ARBENNIE PRICHETT SEWER PLANT	250 ROBERTS BLVD	FWB	1					1		
532A	COORDINATED TRANSPORTATION	600 TRANSIT WAY	FWB	1	1			2	1		
526A	COURTHOUSE ANNEX EXT	1940 LEWIS TURNER BLVD	FWB	1	1		2	1	1		1
507A	EM. COAST CONVENTION CENTER	1250 MIRACLE STRIP PARKWAY SE	FWB	1	1	2		2	1	1	
531A	EMS ESSEX RD	714 ESSEX RD	FWB	1	1			2	1	1	
511A	EMS/SHERIFF	1450 MIRACLE STRIP PKWY	FWB		1						
533A	HAZMAT STORAGE	80 READY AVE	FWB			1					
525A	HEALTH DEPARTMENT	221 HOSPITAL DR, NE	FWB	1	1		2	2	1		
513A	TOURIST DEVELOPMENT	1540 MIRACLE STRIP PARKWAY	FWB	1					1	1	
522FC	W&S BUILDING	1808 LEWIS TURNER BLVD	FWB	1	1			2	1		
531J	W&S PUMP STATION	620 MANCHESTER RD	FWB	1					1		
564A	EOC BUILDING	90 COLLEGE BLVD EAST	NICEVILLE			1	1				
543A	FIBER HUB - SOUTH	1B 9TH AVENUE	SHALIMAR	1			1				
545B	OCAB	1250 EGLIN PARKWAY	SHALIMAR	1	3		8	2	1		
541	SHERIFF'S OFFICE	50 2ND ST	SHALIMAR	1	1			2	1		
				24	17	7	16	29	18	3	6

FIRE ALARM SYSTEM RECORD OF COMPLETION

To be completed by the system installation contractor at the time of system acceptance and approval.

1. Protected Property Information

Name of property: Okaloosa Courthouse

Address:

Description of property:

Occupancy type:

Name of property representative:

Address:

Phone:

Fax:

E-mail:

Authority having jurisdiction over this property:

Phone:

Fax:

E-mail:

2. Fire Alarm System Installation, Service, and Testing Information

Installation contractor for this equipment: Gulf Atlantic Co.

Address: 416 S. Hwy. 393 Bldg 3 Unit #2, Santa Rosa Beach FL 32459

Phone: 850-622-2225

Fax:

E-mail:

Service organization for this equipment: Simplexgrinnell

Address: 859 Bulter Drive Mobile, AL 36693

Phone: 251-370-1900

Fax:

E-mail:

Location of as-built drawings:

Location of Historical Test Reports:

Location of system operation and maintenance manuals:

A contract for test and inspection in accordance with NFPA standards is in effect as of

Contracted testing company:

Address:

Phone:

Fax:

E-mail:

Contract expires:

Contract number:

Frequency of routine inspections:

3. Type of Fire Alarm System or Service

NFPA 72®, Chapter Reference of System Type:

Name of organization receiving alarm signals with phone numbers (if applicable):

Alarm:

Phone:

Supervisory:

Phone:

Trouble:

Phone:

Entity to which alarms are retransmitted:

Phone:

Method of retransmission of alarms to that organization or location:

If Chapter 8, note the means of transmission from the protected premises to the central station:

Digital alarm communicator McCulloh Multiplex 2-way radio 1-way radio N/A

If Chapter 9, note the type of connection: Local energy Shunt N/A

3.1 System Software

Operating system (executive) software revision level: 4.01.04

Site-specific software revision date: 09-06-18 Revision completed by: Dewayne Youngblood

4. Signaling Line Circuits

Characteristics of signaling line circuits connected to this system (see NFPA 72®, Table 6.6.1):

Quantity: 1 Style: 4 Class: n/a

5. Alarm-Initiating Devices and Circuits

Characteristics of initiating device circuits connected to this system (see NFPA 72®, Table 6.5):

Quantity: n/a Style: n/a Class: n/a

5.1 Manual Initiating Devices

5.1.1 Manual Pull Stations Number of manual pull stations: 19

Type of devices: Addressable Conventional Coded Transmitter N/A

5.2 Automatic Initiating Devices

5.2.1 Area Smoke Detectors Number of smoke detectors: 41

Type of coverage: Complete area Partial area Nonrequired partial area N/A

Type of devices: Addressable Conventional Coded Transmitter N/A

Type of smoke detector sensing technology: Ionization Photoelectric

5.2.2 Duct Smoke Detectors Number of duct smoke detectors: 6

Type of coverage:

Type of devices: Addressable Conventional Coded Transmitter N/A

Type of smoke detector sensing technology: Ionization Photoelectric

5.2.3 Heat Detectors Number of heat detectors: 19

Type of coverage: Complete area Partial area Nonrequired partial area N/A

Type of devices: Addressable Conventional Coded Transmitter N/A

5.2.4 Sprinkler Waterflow Detectors Number of waterflow detectors: 6

Type of devices: Addressable Conventional Coded Transmitter N/A

5.2.5 Alarm Verification Number of devices subject to alarm verification:

Alarm verification on this system is: Enabled Disabled Set for _____ seconds

6. Supervisory Signal-Initiating Devices and Circuits

6.1 Sprinkler System Number of valve supervisory switches: 22

Type of devices: Addressable Conventional Coded Transmitter N/A

6.2 Fire Pump

Type of fire pump: Electric Diesel

Type of fire pump supervisory devices: Addressable Conventional Coded Transmitter N/A

Fire Pump Functions Supervised

Fire pump power Fire pump running Fire pump phase reversal Selector switch not in auto

Engine or control panel trouble Low fuel

Other:

6.3 Engine-Driven Generator

Type of generator supervisory devices: Addressable Conventional Coded Transmitter N/A

Engine or control panel trouble Generator running Selector switch not in auto Low fuel

Other:

7. Annunciators

7.1 Annunciator 1 Local Remote

Type: Addressable Directory Graphic N/A Location: [Operators Room](#)

7.2 Annunciator 2 Local Remote

Type: Addressable Directory Graphic N/A Location:

7.3 Annunciator 3 Local Remote

Type: Addressable Directory Graphic N/A Location:

8. Alarm Notification Devices and Circuits

8.1 Emergency Voice Alarm Service

Number of single voice alarm channels: 1

Number of multiple voice alarm channels: n/a

Number of speakers: 170

Number of speaker zones: 3

8.2 Telephone Jacks

Number of telephone jacks installed:

Number of telephone handsets stored on site:

Type of telephone system installed: Electrically powered Sound powered N/A

8.3 Nonvoice Audible System

Characteristics of notification device circuits connected to this system (see NFPA 72®, Table 6.5):

Quantity: 6

Style: 4

Class:

8.4 Types and Quantities of Nonvoice Notification Appliances Installed

Bells: With visual device: Horns: With visual device:

Chimes: With visual device: Bells: With visual device:

Visual devices without audible devices: 9 Other (describe): [170 Speaker / Strobes](#)

9. Emergency Control Functions Activated

- Hold-open door releasing devices Smoke management or smoke control
 Door unlocking Elevator recall Other

10. System Power Supply

10.1 Primary Power

Nominal voltage: 120 VAC Amps: 9 Amp
 Overcurrent protection: Type: Breaker Amps: 20 Amp
 Location (of primary supply panelboard):
 Disconnecting means location:

10.2 Secondary Power

Location: In FACP Type: Sealed Lead Acid Nominal voltage: Current rating:
 Number of standby batteries: 2 Amp hour rating:
 Location of emergency generator:
 Location of fuel storage:
 Calculated capacity of secondary power to drive the system
 In standby mode: In alarm mode:


11. Record of System Installation

Fill out after all installation is complete and wiring has been checked for opens, shorts, ground faults, and improper branching, but before conducting operational acceptance tests.

The system has been installed in accordance with the following NFPA standards: (Note any or all that apply.)

- NFPA 72® NFPA 70®, Article 760
 Manufacturer's published instructions Other (please specify): Per Plans and Specs

System deviations from referenced NFPA standards:


Signed:  Printed name: Joe Ritchie Date:
 Organization: Gulf Atlantic Co. Title: Phone:

12. Record of System Operation

All operational features and functions of this system were tested by or in the presence of the signer shown below, on the date shown below, and were found to be operating properly in accordance with the requirements of:

- NFPA 72® NFPA 70®, Article 760
 Manufacturer's published instructions Other (please specify): Per plans and Specs


Documentation in accordance with Inspection and Testing Form (Figure 10.6.2.3 of NFPA 72®) is attached

Signed:  Printed name: Dewayne Youngblood Date: 9-5-18
 Organization: SimplexGrinnell Title: TR 12-2222 Phone: 251-583-9196

13. Certifications and Approvals


13.1 System Installation Contractor

This system as specified herein has been installed and tested according to all NFPA standards cited herein.

Signed:  Printed name: **JOE Ritchie** Date: _____
Organization: **Gulf Atlantic Elect. Co.** Title: _____ Phone: _____

13.2 System Service Contractor

This system as specified herein has been installed and tested according to all NFPA standards cited herein.

Signed:  Printed name: **Dewayne Youngblood** Date: **9-5-18**
Organization: **SimplexGrinnell** Title: **TR 12-2222** Phone: **251-583-9196**

13.3 Central Station

This system as specified herein will be monitored according to all NFPA standards cited herein.

Signed: _____ Printed name: _____ Date: _____
Organization: _____ Title: _____ Phone: _____


13.4 Property Representative

I accept this system as having been installed and tested to its specifications and all NFPA standards cited herein.

Signed: _____ Printed name: _____ Date: _____
Organization: _____ Title: _____ Phone: _____

13.5 Authority Having Jurisdiction

I have witnessed a satisfactory acceptance test of this system and find it to be installed and operating properly in accordance with its approved plans and specifications, its approved sequence of operations, and with all NFPA standards cited herein.

Signed:  Printed name: **RODNEY LANCASTER** Date: **9-6-18**
Organization: **CFD** Title: **FIRE MARSHAL** Phone: **850 368 7515**



Certificate Of Occupancy

Department of Growth Management

This Certificate is issued pursuant to the requirements of the Florida Building Code stating that at the time of issuance this structure was in compliance with the various ordinances of the Jurisdiction regulating building construction or use for the following:

Building Use:	2014 Assembly,Gen,Hall,Lib/Mus	Permit Number:	411531-CIS-2017
Occupancy Class:	A-3A14	Number of Stories:	3
Construction Type:	II-B	Fire District:	Crestview
Owner of Building:	BCC	Building Address:	501 MAIN ST, CRESTVIEW, FL 32536
Contractor:	AJAX BUILDING CORPORATION	Parcel Number:	17-3N-23-2490-0060-0010
State License:	CGC042112		
Inspector:	PURL ADAMS	Printed Date:	11/5/2018

Purl Adams III

BUILDING OFFICIAL

11/5/2018

SIGNATURE DATE

Bu-1482

BU#

PLEASE POST IN A CONSPICUOUS PLACE

**OKALOOSA COUNTY
DEPARTMENT OF GROWTH MANAGEMENT**

COM BURGLAR/FIRE ALARM

PERMIT NUMBER: 431054-FAL-2018 **ISSUED DATE:** 08/14/2018
MASTER PERMIT: 411531-CIS-2017 **ISSUED LOCATION:** CVW (850) 689-5080

PERMIT TO BE POSTED THROUGHOUT CONSTRUCTION


OWNER:	BCC 1804 LEWIS TURNER BLVD FORT WALTON BEACH FL 32547	<u>FEE</u> Sub base permit fee Alarm Fire Alarm Plan Review Plan Resubmittal Surcharge - Fire Alarms	<u>AMOUNT</u> 70.00 250.00 77.50 75.00 9.94
CONTRACTOR:	GULF ATLANTIC ELECTRICAL CONSTR 416 S COUNTY HWY 393 BLDG 3 UNIT 2 SANTA ROSA BEACH FL 32459 (850) 622-2225		
LICENSE:	6944-AR1 State#:EC13002118		
BUSINESS TYPE:	Alarm Systems- Fire incl		
JOB ADDRESS:	501 MAIN ST CRESTVIEW FL 32536		
PARCEL ID:	17-3N-23-2490-0060-0010		
LEGAL DESCRIPTION:	CRESTVIEW ALL BLK 60 EXC HWY PATROL STATION		

<u>ITEM</u>	<u>DESCRIPTION</u>	<u>ITEM</u>	<u>DESCRIPTION</u>
Okal Jurisdiction	1		
Working w/o Permit?	N		
Commercial Y/N?	Y		
Fire District	21		
Pre-Wiring	N		
Fax Permit Y/N?	N		
Plan Review Required Y/N?	Y		
No. of Resubmittals/Addendums	1		


PROJECT DESCRIPTION: FIRE ALARM PERMIT

WARNING TO OWNER: YOUR FAILURE TO RECORD A NOTICE OF COMMENCEMENT MAY RESULT IN YOUR PAYING TWICE FOR IMPROVEMENTS TO YOUR PROPERTY, IF YOU INTEND TO OBTAIN FINANCING, CONSULT WITH YOUR LENDER OR AN ATTORNEY BEFORE RECORDING YOUR NOTICE OF COMMENCEMENT.

THE APPLICANT AGREES TO CONSTRUCT THE ABOVE BUILDING WITH A FINISHED FLOOR ELEVATION A MINIMUM OF TWELVE (12) INCHES ABOVE THE CROWN OF THE ROAD IN FLOOD ZONE "X" (UNLESS A VARIANCE IS APPROVED BY COUNTY PUBLIC WORKS), OR AT A MINIMUM HEIGHT OF FINISHED FLOOR ELEVATION AS SHOWN FOR THIS PROPERTY ON THE NATIONAL FLOOD INSURANCE PROGRAM MAPS FOR OTHER FLOOD ZONES OR OTHER HEIGHT OF FINISHED FLOOR ELEVATION AS REQUIRED PER APPROVED DRAINAGE PLANS OR ORDINANCE.
 THE APPLICANT AGREES THAT IT IS THE RESPONSIBILITY OF THE OWNER/CONTRACTOR TO VERIFY AND COMPLY WITH ANY COVENANTS OR RESTRICTIONS DICTATED BY RECORDED DOCUMENT OR OTHER GOVERNMENTAL AGENCY WHICH MAY APPLY TO THE SUBJECT PROPERTY.
 I CERTIFY, UNDER PENALTY OF PERJURY, THAT THE ABOVE INFORMATION IS TRUE AND CORRECT. MISREPRESENTATION OR FALSIFICATION OF THE ABOVE INFORMATION WILL VOID THE PERMIT AND MAY RESULT IN CRIMINAL PROSECUTION.



OWNER/CONTRACTOR



BUILDING OFFICIAL

OKALOOSA COUNTY
DEPARTMENT OF GROWTH MANAGEMENT

FIRE PROTECTION SYSTEM

PERMIT NUMBER: 417416-FPS-2017 ISSUED DATE: 09/07/2017
MASTER PERMIT: 411531-CIS-2017 ISSUED LOCATION: CVW (850) 689-5080

PERMIT TO BE POSTED THROUGHOUT CONSTRUCTION

OWNER:	BCC 1804 LEWIS TURNER BLVD FORT WALTON BEACH FL 32547	<u>FEE</u> Sub base permit fee	<u>AMOUNT</u> 70.00
		Surcharge - Fire Protection Sy	22.84
		Fire Sprinklers	663.00
		Plan Review - Fire Sprinkler	180.75

CONTRACTOR: L PUGH & ASSOCIATES INC
10108 N PALAFOX ST
PENSACOLA FL 32534
(850) 478-2777

LICENSE: 5421-FS1
State#:02210300011978 class 07/10

BUSINESS TYPE: Fire Sprinkler Contractor 1

JOB ADDRESS: 501 MAIN ST
CRESTVIEW FL 32536

PARCEL ID: 17-3N-23-2490-0060-0010

LEGAL DESCRIPTION: CRESTVIEW ALL BLK 60 EXC HWY PATROL STATION

<u>ITEM</u>	<u>DESCRIPTION</u>	<u>ITEM</u>	<u>DESCRIPTION</u>
Fire Protection Type	a		
Okal Jurisdiction	1		
Commercial Y/N?	Y		
Working w/o Permit?	N		
Fire District	21		
Plan Review Required Y/N?	Y		
Number of Sprinkler Heads	663		
Fax Permit Y/N?	N		

PROJECT DESCRIPTION: CRESTVIEW COURT HOUSE
FIRE SPRINKLER SYSTEM

WARNING TO OWNER: YOUR FAILURE TO RECORD A NOTICE OF COMMENCEMENT MAY RESULT IN YOUR PAYING TWICE FOR IMPROVEMENTS TO YOUR PROPERTY, IF YOU INTEND TO OBTAIN FINANCING, CONSULT WITH YOUR LENDER OR AN ATTORNEY BEFORE RECORDING YOUR NOTICE OF COMMENCEMENT.

THE APPLICANT AGREES TO CONSTRUCT THE ABOVE BUILDING WITH A FINISHED FLOOR ELEVATION A MINIMUM OF TWELVE (12) INCHES ABOVE THE CROWN OF THE ROAD IN FLOOD ZONE "X" (UNLESS A VARIANCE IS APPROVED BY COUNTY PUBLIC WORKS), OR AT A MINIMUM HEIGHT OF FINISHED FLOOR ELEVATION AS SHOWN FOR THIS PROPERTY ON THE NATIONAL FLOOD INSURANCE PROGRAM MAPS FOR OTHER FLOOD ZONES OR OTHER HEIGHT OF FINISHED FLOOR ELEVATION AS REQUIRED PER APPROVED DRAINAGE PLANS OR ORDINANCE. THE APPLICANT AGREES THAT IT IS THE RESPONSIBILITY OF THE OWNER/CONTRACTOR TO VERIFY AND COMPLY WITH ANY COVENANTS OR RESTRICTIONS DICTATED BY RECORDED DOCUMENT OR OTHER GOVERNMENTAL AGENCY WHICH MAY APPLY TO THE SUBJECT PROPERTY. I CERTIFY, UNDER PENALTY OF PERJURY, THAT THE ABOVE INFORMATION IS TRUE AND CORRECT. MISREPRESENTATION OR FALSIFICATION OF THE ABOVE INFORMATION WILL VOID THE PERMIT AND MAY RESULT IN CRIMINAL PROSECUTION.



OWNER/CONTRACTOR



BUILDING OFFICIAL

FIRE ALARM & SUPPRESSION SYSTEMS

OMS#	BUILDING NAME	STREET ADDRESS	CITY

Fees

Extinguishers	Qty	Inspect*	6yr Inspect*	12yr Hydro*	Recharge	Replace	Cost
ABC 2.5 lb							\$0.00
ABC 5 lb							\$0.00
ABC 10 lb							\$0.00
ABC 20lb							\$0.00
ABC 50 lb							\$0.00
ABC 150 lb							\$0.00
BC 10 lb							\$0.00
BC 50 lb							\$0.00
CO2 5lb							\$0.00
CO2 10lb							\$0.00
CO2 15lb							\$0.00
K 6L							\$0.00
PK 5lb							\$0.00
							\$0.00
							\$0.00
							\$0.00
<i>* These rates include consumables used to inspect</i>						Annual Fee to Inspect*	\$0.00

Fire Alarms

Inspected Annually	Qty <input style="width: 80%;" type="text"/>	Rate <input style="width: 80%;" type="text"/>	Annual Fee <input style="width: 80%;" type="text" value="\$0.00"/>
--------------------	--	---	--

Sprinklers

Inspected Qtrs 1, 2, 3	Qty <input style="width: 80%;" type="text"/>	Rate <input style="width: 80%;" type="text"/>	Annual Fee <input style="width: 80%;" type="text" value="\$0.00"/>
Inspected Annually	Qty <input style="width: 80%;" type="text"/>	Rate <input style="width: 80%;" type="text"/>	Annual Fee <input style="width: 80%;" type="text" value="\$0.00"/>

Kitchen Hoods

Inspected Semi-Annually	Qty <input style="width: 80%;" type="text"/>	Rate <input style="width: 80%;" type="text"/>	Annual Fee <input style="width: 80%;" type="text" value="\$0.00"/>
-------------------------	--	---	--

FM200/FM400

Inspected Semi-Annually	Qty <input style="width: 80%;" type="text"/>	Rate <input style="width: 80%;" type="text"/>	Annual Fee <input style="width: 80%;" type="text" value="\$0.00"/>
-------------------------	--	---	--

Backflow

Inspected Annually	Qty <input style="width: 80%;" type="text"/>	Rate <input style="width: 80%;" type="text"/>	Annual Fee <input style="width: 80%;" type="text" value="\$0.00"/>
--------------------	--	---	--

Fire Alarm Monitoring

Inspected Annually	Qty <input style="width: 80%;" type="text"/>	Rate <input style="width: 80%;" type="text"/>	Annual Fee <input style="width: 80%;" type="text" value="\$0.00"/>
--------------------	--	---	--

Duress Alarm Monitoring

Inspected Annually	Qty <input style="width: 80%;" type="text"/>	Rate <input style="width: 80%;" type="text"/>	Annual Fee <input style="width: 80%;" type="text" value="\$0.00"/>
--------------------	--	---	--

Fire Pump Testing

Weekly Tests	Qty <input style="width: 80%;" type="text"/>	Rate <input style="width: 80%;" type="text"/>	Annual Fee <input style="width: 80%;" type="text" value="\$0.00"/>
Monthly Tests	Qty <input style="width: 80%;" type="text"/>	Rate <input style="width: 80%;" type="text"/>	Annual Fee <input style="width: 80%;" type="text" value="\$0.00"/>
6-month Test	Qty <input style="width: 80%;" type="text"/>	Rate <input style="width: 80%;" type="text"/>	Annual Fee <input style="width: 80%;" type="text" value="\$0.00"/>
Annual Test	Qty <input style="width: 80%;" type="text"/>	Rate <input style="width: 80%;" type="text"/>	Annual Fee <input style="width: 80%;" type="text" value="\$0.00"/>

Total Estimated Annual Base* Service Fees	\$0.00
--	---------------

* Inspection total is based on annual inspection due on each device.